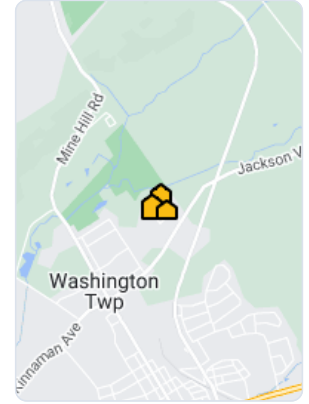


Market Trends

Property Type: SF + Condo/TH/Apt

April 2024

Market Type



Key Details

Months of Inventory	List to Sold Price %	Median Days in RPR	Median Sold Price
1.7 ↓ 5.56% MoM	103.4% ↑ 1.71% MoM	22 ↓ 4.35% MoM	\$405,000 ↑ 5.19% MoM

Realtors Property Resource®, LLC

Source: Listings

Median Estimated Property Value

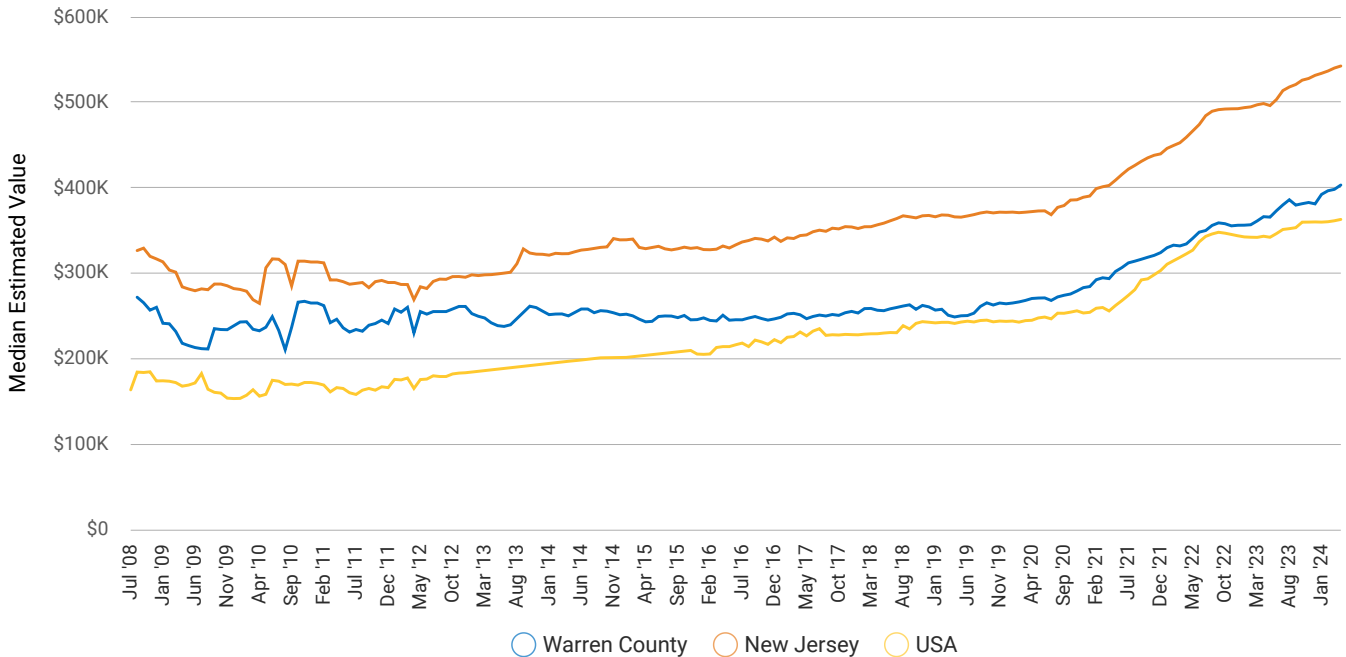
April 2024

Property Type: SF + Condo/TH/Apt

Median Estimated Value
\$403,100

Last Month Change
+1.3%

12 Month Change
+10.1%



Realtors Property Resource®, LLC

Source: Public Records and Listings

New Listings

April 2024

Property Type: SF + Condo/TH/Apt

Median List Price

\$425,000

↑ 10.4% MoM

of Properties

128

↑ 2.4% MoM

Median \$/Sqft

\$230

↑ 2.7% MoM

Total \$ Volume

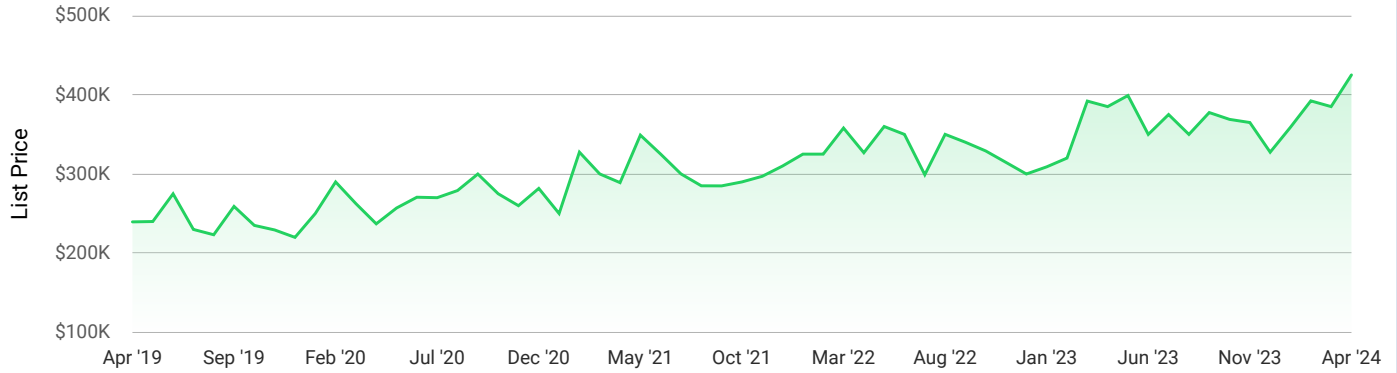
\$55,619,697

↑ 8.1% MoM

Median Living Area Sqft

1,814

↑ 9.3% MoM



Realtors Property Resource®, LLC

Source: Listings

Active Listings

April 2024

Property Type: SF + Condo/TH/Apt

Median List Price

\$395,000

↑ 2.6% MoM

of Properties

161

↓ 3.6% MoM

Median Days in RPR

24

↓ 11.1% MoM

Median \$/Sqft

\$227

↑ 1.8% MoM

Total \$ Volume

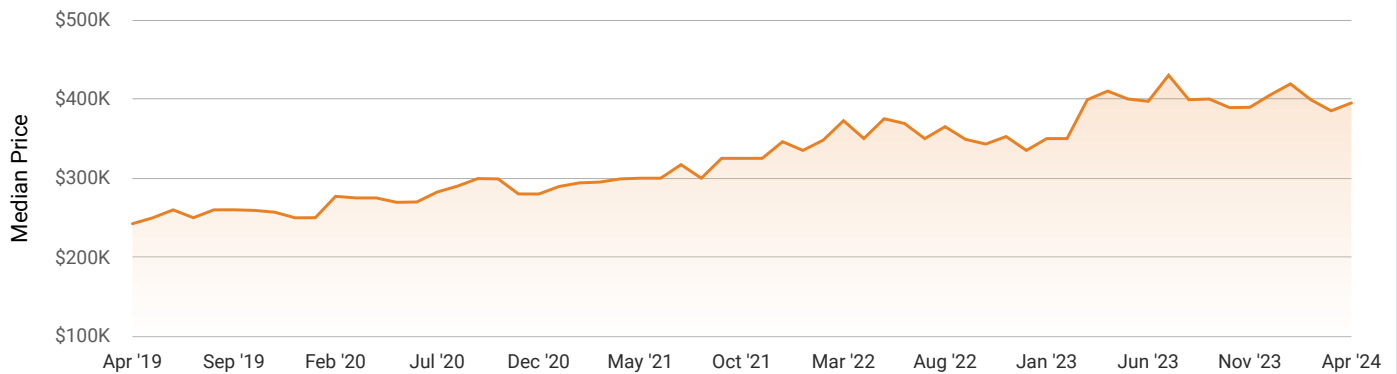
\$76,283,783

↓ 1.1% MoM

Median Living Area Sqft

1,724

↑ 0.5% MoM



Realtors Property Resource®, LLC

Source: Listings

New Pending Listings

April 2024

Property Type: SF + Condo/TH/Apt



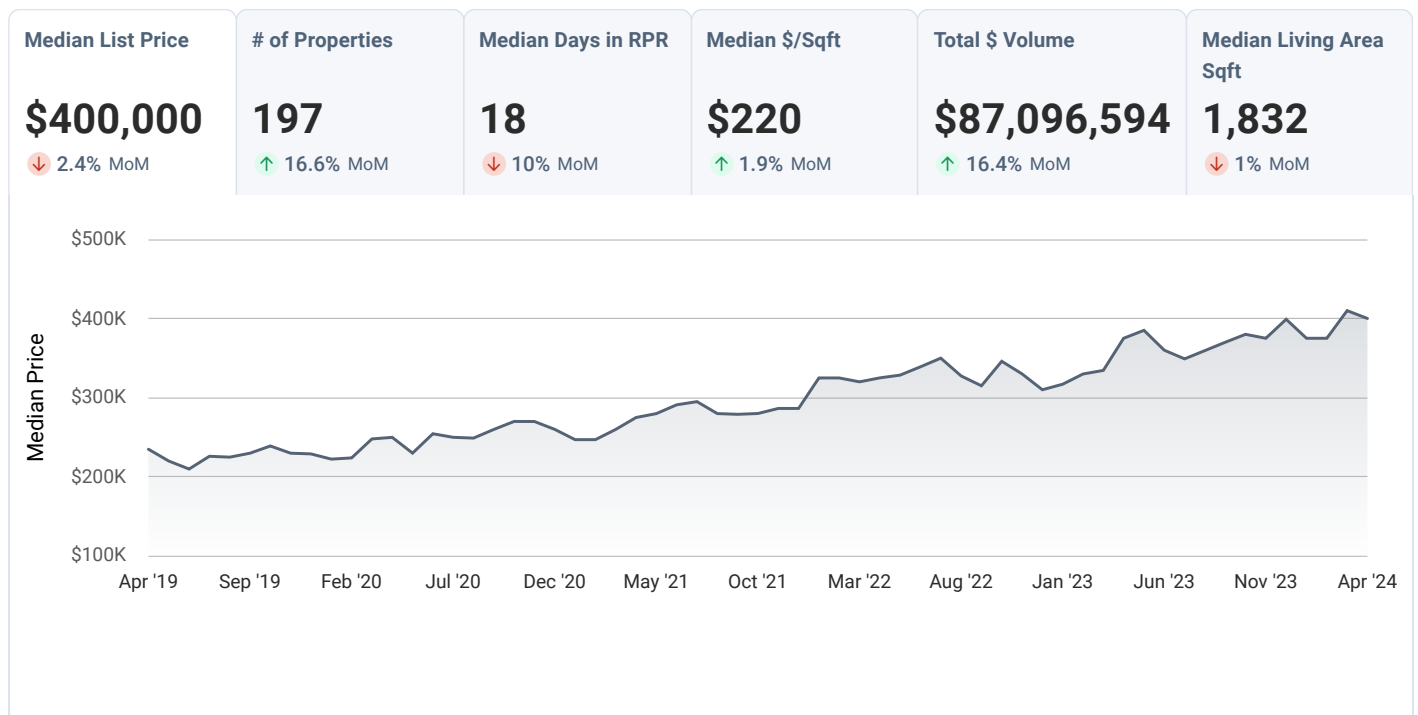
Realtors Property Resource®, LLC

Source: Listings

Pending Listings

April 2024

Property Type: SF + Condo/TH/Apt



Realtors Property Resource®, LLC

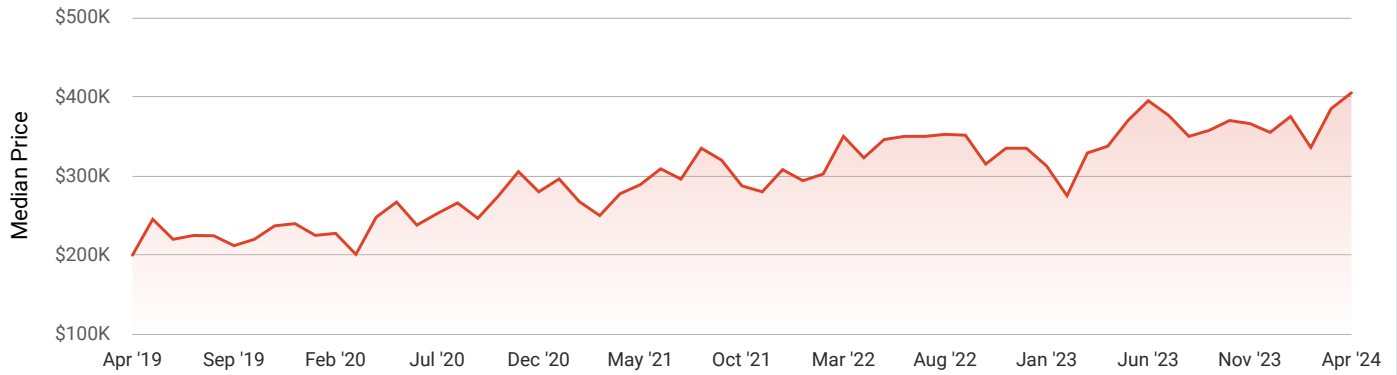
Source: Listings

Sold Listings

April 2024

Property Type: SF + Condo/TH/Apt

Median Sold Price	# of Properties	Avg. List to Sale Price %	Median Days in RPR	Median \$/Sqft	Total \$ Volume
\$405,000 ↑ 5.2% MoM	89 ↑ 25.4% MoM	103.38% ↑ 1.7% MoM	22 ↓ 4.3% MoM	\$226 ↑ 2.7% MoM	\$38,138,278 ↑ 26.7% MoM



Realtors Property Resource®, LLC

Source: Listings

Months Supply of Inventory

April 2024

Property Type: SF + Condo/TH/Apt

Months Supply of Inventory 1.7	Last Month Change -5.6%	12 Month Change -0.6%
---	--	--



Realtors Property Resource®, LLC

Source: Listings

Sold Public Records

Property Type: SF + Condo/TH/Apt

There is not enough market activity at this location, [for the selected property type](#), to display data.



There must be activity on at least **3 properties** in the calendar **month** in order to calculate statistics.
Try selecting another [property type](#) or [search at a broader geographical level](#).